

DP 5EN

UNIDIRECTIONAL SOUND PROJECTOR



DESCRIPTION

Bidirectional sound projector with double loudspeaker, characterized by high acoustic performance, excellent design and compact dimensions. The BD 2412EN is ideal for train stations, underground stations, car parks, factories, warehouses, corridors and PA systems in general.

MAIN APPLICATIONS

- Voice evacuation system
- Schools
- Shopping malls
- Hospital
- Museums
- Hotels
- Office building

MAIN FEATURES

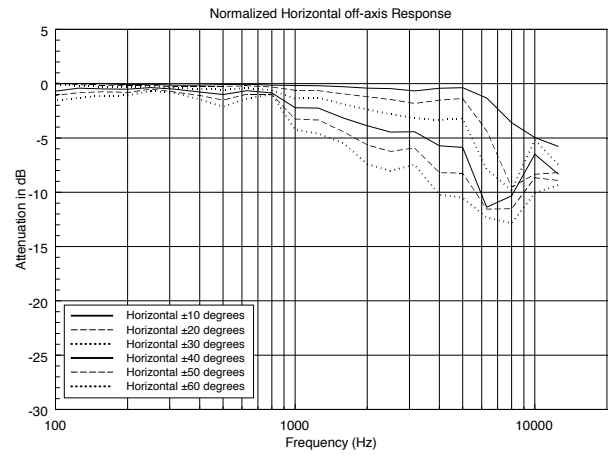
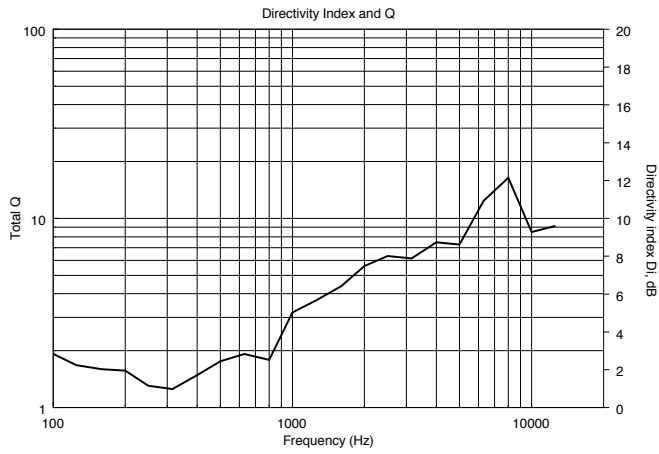
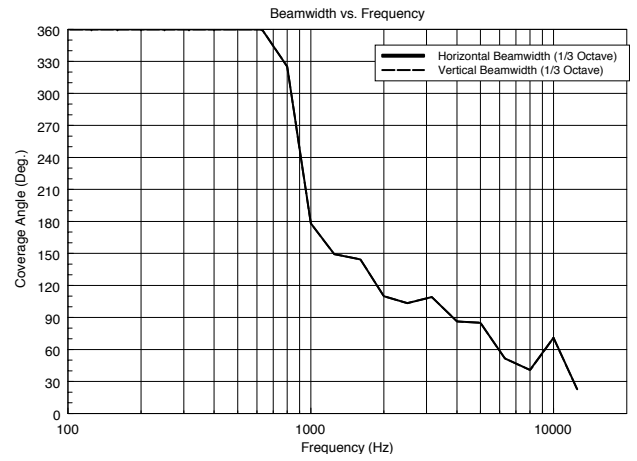
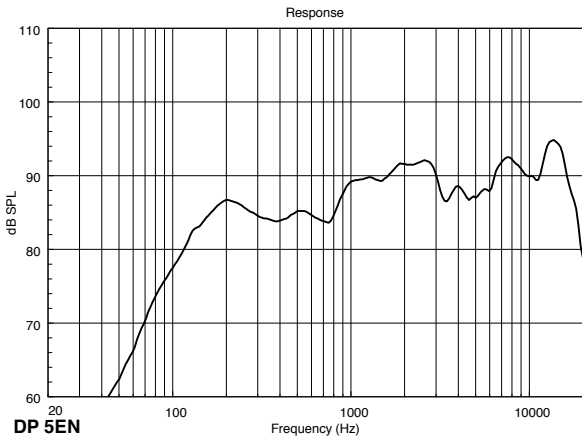
- 5" full range speaker for alarm voice messages broadcasting and high quality background music
- ABS cabinet with steel mesh grille.
- It can be installed both indoors and outdoors (IP 65 protection grade).
- Equipped with transformer for 100 V (/ 70 V) constant voltage lines.
- Internal power setting.
- Ceramic screw terminal for connection.
- Internal thermal fuse.
- Color: white.

SPECIFICATIONS

Type:	unidirectional sound projector
Transducers:	5"
Sensitivity (1 W, 1 m):	88 dB
Max. sound pressure (20 W, 1 m):	101 dB
Max. sound pressure (20 W, 4 m):	89 dB
Frequency response (-10 dB):	80 Hz ÷ 20 kHz
Horizontal coverage:	160°
Power taps (100 V):	20 – 10 – 5 – 2.5W
Input impedance:	500 Ω – 1 k Ω – 2 k Ω – 4 k Ω
Enclosure material:	ABS
Use:	indoor – outdoor
IP grade:	IP 65
Dimensions (without bracket):	Ø 180 mm, 260 mm
Colour:	white
Net weight:	2.8 kg

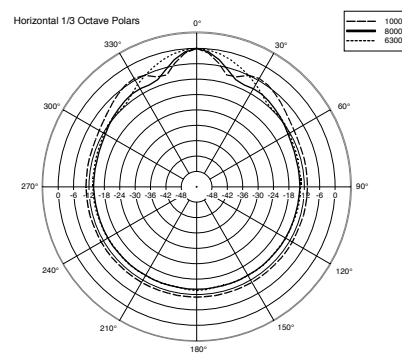
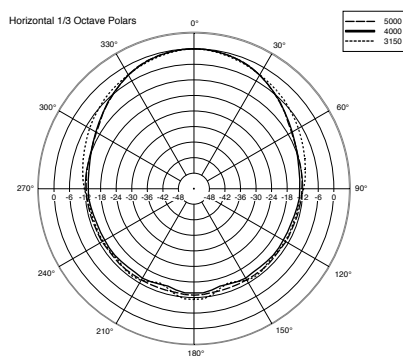
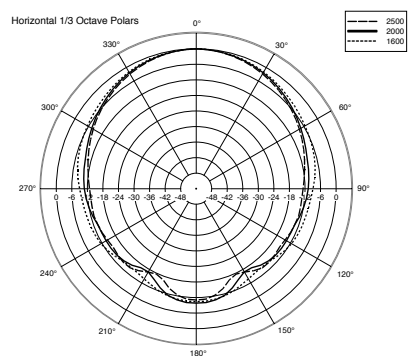
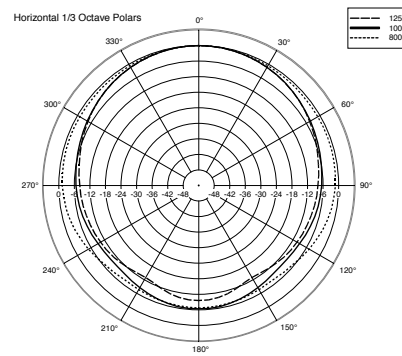
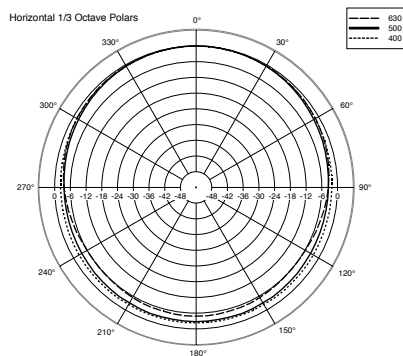
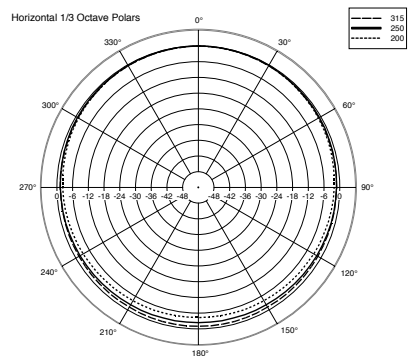


DP 5EN



DP 5EN

HORIZONTAL 1/3 POLAR PLOT

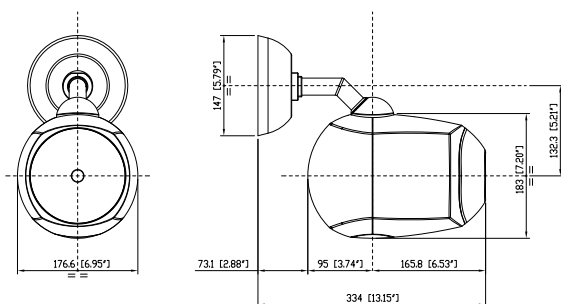


DP 5EN

PART NUMBERS

131.33.076

DIMENSIONS (All data are in mm)



INSTALLATION NOTES

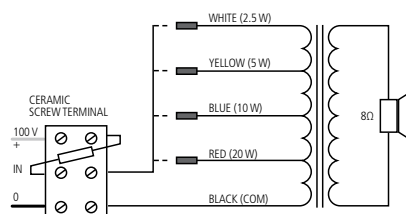
The DP 5EN is designed for wall-mount installation, so ensure the wall has the necessary mechanical characteristics to support the loudspeaker weight. Before installing the loudspeaker, carefully check all components to be used and make sure there is no damage, deformation, corrosion and/or missing or damaged parts that could reduce the safety of the installation.

POWER SELECTION

Select the power rate by connecting only one of the four wires (coming out from the transformer primary winding) to the central screw of the ceramic terminal strip:

- 20 W, red wire
- 10 W, blue wire
- 5 W, yellow wire
- 2.5 W, white wire

If connecting to a 70 V line, the power will be halved (red: 10 W, blue: 5 W, yellow: 2.5 W, white: 1.25 W).



CERTIFICATIONS AND APPROVALS

- EN 54-24:2008 compliant.