

HD 21EN

PLASTIC HORN SPEAKER



DESCRIPTION

HD 21EN is a 30W horn loudspeaker compliant with EN 54-24 standard. Thanks to IP66 protection and its UV resistant ABS housing and it is suitable for both indoors and outdoors applications. It can be easily aimed towards any direction through the adjustable wall-mount bracket, and can be used in sound systems having large spaces, for instance supermarkets, railway stations, undergrounds, factories, warehouses, etc. and also in all environments that need high efficiency loudspeakers grade. Equipped with transformer for 100 V / 70 V constant voltage lines, internal power setting and ceramic terminal strip to link cables, it also has a thermal fuse that prevents damages to the audio line due to heat.

MAIN APPLICATIONS

- Voice evacuation system
- Schools
- Shopping malls
- Hospital
- Museums
- Hotels
- Office building

MAIN FEATURES

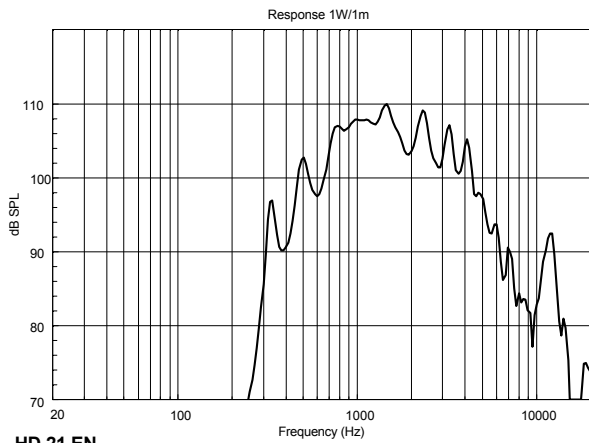
- Compact speaker with 30 W driver in compliance with EN 54-24
- Rear cover in UV stabilized self-extinguishing ABS
- Suitable for indoor and outdoor use (thanks to IP 66 protection)
- Transformer for 100 V (/ 70 V) constant voltage connection
- Thermal fuse to protect the audio line from heat

SPECIFICATIONS

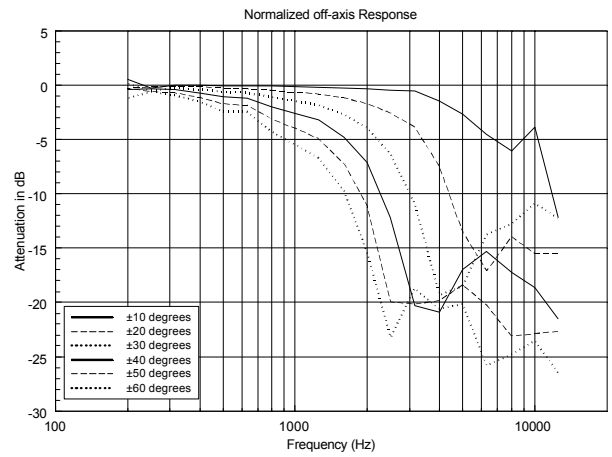
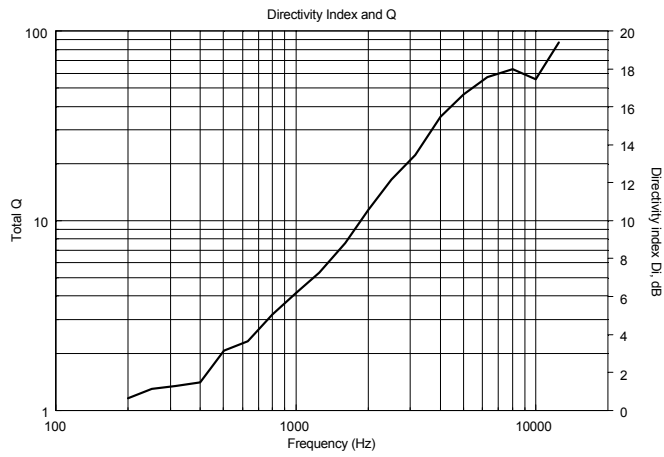
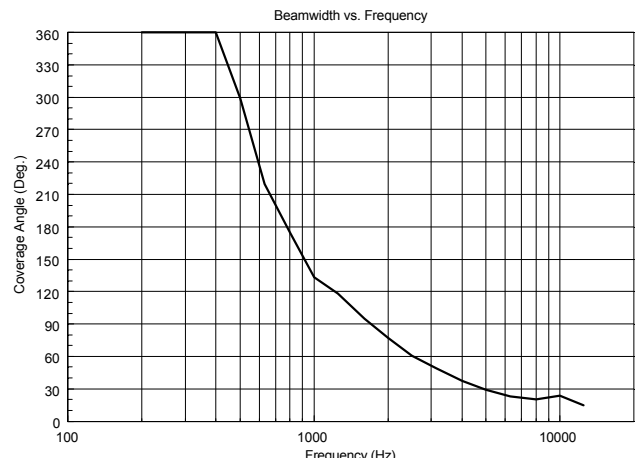
Input voltage :	100 V – 70 V
Power (selectable) :	30 W – 15 W – 7.5 W – 3.75 W (100 V), 15 W – 7.5 W – 3.75 W – 1.875 W (70 V)
Input impedance :	333 Ω (30 W – 100 V / 15 W – 70 V), 667 Ω (15 W – 100 V / 7.5 W – 70 V), 1.33 k Ω (7.5 W – 100 V / 3.75 W – 70 V), 2.67 k Ω (3.75 W – 100 V / 1.875 W – 70 V)
Frequency response (–10 dB):	340 Hz ÷ 9 kHz
Sensitivity:	104 dB (1 W, 1 m), 92 dB (1 W, 4m)
Max. sound pressure level:	119 dB (30 W, 1 m), 107 dB (30 W, 4 m)
Coverage angle (–6 dB):	210° (500 Hz), 135° (1 kHz), 70° (2 kHz), 40° (4 kHz)
Housing material:	ABS
Colour:	light grey
Connector:	ceramic screw terminal
IP protection grade:	IP 66
Net weight:	2.05 kg
Operating temperature:	–25 ÷ +70 °C (–13 ÷ +158 °F)



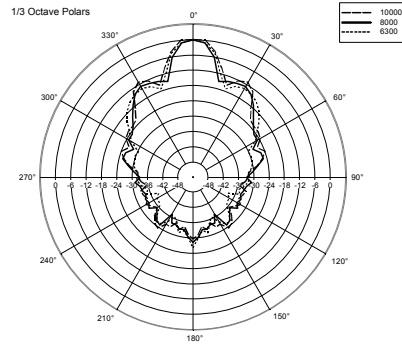
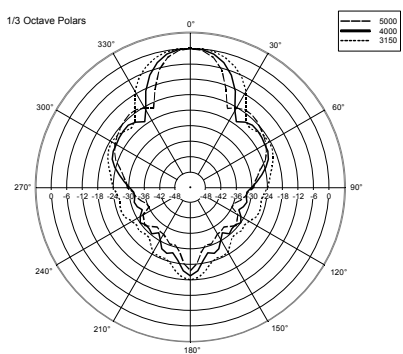
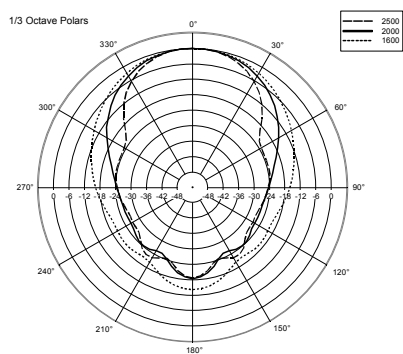
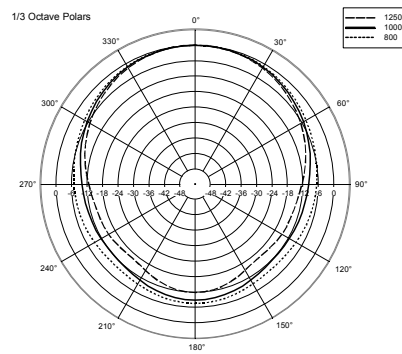
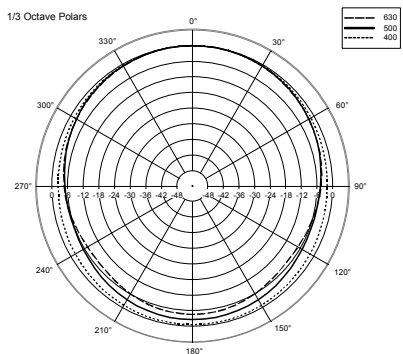
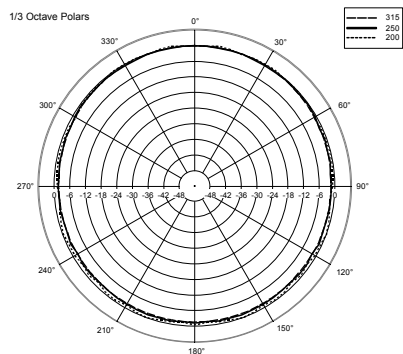
HD 21EN



HD 21 EN



HORIZONTAL 1/3 POLAR PLOT

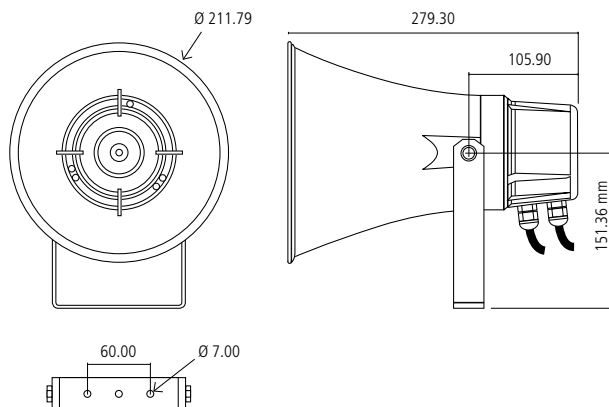


HD 21EN

PART NUMBERS

131.33.075

DIMENSIONS (All data are in mm)



INSTALLATION NOTES

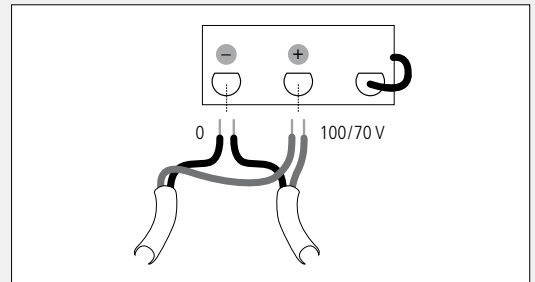
HD 21EN installation is quick thanks to its 'U' bracket, which can be fixed to the wall / ceiling through the holes on its base. The horn loudspeaker can be aimed to any direction.

The mounting bracket, the bracket holder and the horn flare are made of aluminum and screws, bolts and nuts are made of stainless steel.

CERTIFICATIONS AND APPROVALS

- EN 54-24:2008 compliant.

TERMINAL STRIP CONNECTION



Connections with the audio line are made by using the internal ceramic terminal strip (it is necessary to remove the rear cover by loosening its three screws).

The + / - terminals allow to connect both input and output cables (to link other loudspeakers in parallel).

1. Insert cables through the two rear cable guides.
2. Connect the positive wire of the 100 / 70 V line to the loudspeaker + input.
3. Connect the negative wire of the 100 / 70 V line to the loudspeaker - input.
4. If necessary, connect in the same way the output cable to link other loudspeakers in parallel.

LINE TRANSFORMER CONNECTION

The loudspeaker line transformer is connected to the terminal strips through the two wires with FASTON connectors.

Link the red wire FASTON connector to the transformer tap indicating the selected power value.

TAPS	POWER (100 V)	POWER(70 V)
1	3.75 W	1.875 W
2	7.5 W	3.75 W
3	15 W	7.5 W
4	30 W	15 W

NOTE: DO NOT REMOVE THE BLACK WIRE FASTON CONNECTOR FROM THE LINE TRANSFORMER COM CONTACT.