

UP 9504

4 x 125W POWER AMPLIFIER



MAIN FEATURES

- Fully monitored in compliance with EN 54-16/2008 standard.
- Power amplifiers and power supply technology used in the system are RCF ClassD+ using digital technology and industrial reliability grade in order to offer the highest efficiency and the lowest maintenance effort.
- Single and dual channel amplifiers each have two individually managed and monitored speaker outputs.
- Spare power amplifier connection input present on each unit and the change-over facility for a stand-by power amplifier unit configurable according to priority and group.
- Background music and local paging inputs are available.
- 12 configurable GPI and configurable 8 GPO are available on each unit.

DESCRIPTION

DXT 9000 is the logical evolution to the RCF DXT Active Matrix solution range. To design DXT 9000, RCF has developed a digital multi-platform where PA-EVAC systems join PRO-INSTALL systems in a completely scalable and versatile range of configurations and solutions.

It allows very flexible system architecture, driving in the same way professional amplifiers and speakers, 100V amplifiers and commercial audio or EN 54-24 voice alarm speakers equipped with line transformers.

In order to grant a high installation flexibility and output power on a larger number of zones, DXT 9000 includes three models of RCF ClassD+ power amplifiers, able to deliver up to 500W on 100V or 70V constant voltage speaker lines.

In mid-large size systems, models UP 9501 (1 x 500W), UP 9502 (2 x 250W) and UP 9504 (4 x 125W) can be connected to both MX 9502, MX 9504 and MU 9186 through the dedicated RCF-Flexicomm data-link port.

Moreover, each UP 9500 series amplifier unit can be programmed to become a hot stand-by unit for one or more main power amplifier, and automatically replace any of them.

MAIN APPLICATIONS

- Shopping centers
- Hospitals
- Railway stations
- Airports
- Halls
- Schools
- Stadiums
- Skyscrapers

PROVIDED OPTIONS

- Audible warnings
- Manual silencing of the voice alarm condition
- Manual reset of the voice alarm condition
- Output to fire alarm devices
- Voice alarm condition output
- Indication of faults related to the transmission path to the CIE
- Disablement condition
- Voice alarm manual control
- Interface to external control device(s)
- Emergency microphone(s)
- Redundant power amplifiers



UP 9504

SPECIFICATIONS

FALL BACK INPUT audio input

- Input sensitivity: $-50 \div +6$ dBu
- Frequency response (± 3 dB): 20 Hz \div 20 kHz
 - Input impedance (1 kHz): 25 k Ω
 - Signal / noise ratio: 104 dB
- FALL BACK command voltage: 24 V dc

AUX INPUT

- Input sensitivity: $-50 \div +6$ dBu
- Frequency response (± 3 dB): 20 Hz \div 20 kHz
 - Input impedance (1 kHz): 25 k Ω
 - Signal / noise ratio: 94 dB

BGM 3 audio input

- Input sensitivity: $-50 \div +6$ dBu
- Frequency response (± 3 dB): 20 Hz \div 20 kHz
 - Input impedance (1 kHz): 25 k Ω

Loudspeaker line outputs

- Output voltage: 100 V / 70 V (selectable by RCF only)
- Number of internal amplifiers: 1 (UP 9501), 2 (UP 9502), 4 (UP 9504)
- Max. power of each amplifier: 500 W (UP 9501), 250 W (UP 9502), 125 W (UP 9504)
- Load minimum impedance for each amplifier: [100 V] 20 Ω (UP 9501), 40 Ω (UP 9502), 80 Ω (UP 9504)
[70 V] 10 Ω (UP 9501), 20 Ω (UP 9502), 40 Ω (UP 9504)
- Loudspeaker line outputs: A1 - A2 (UP 9501)
A1 - A2 - B1 - B2 (UP 9502)
A - B - C - D (UP 9504)
- Frequency response (± 3 dB): 20 Hz \div 20 kHz
- Distortion (THD+N @1W, 1kHz): $\leq 0.1\%$

GPI (logic inputs)

- Monitored GPI number: 8
- Photo-coupled GPI number: 4

GPO (logic outputs)

- Max. applicable voltage: 24 V dc
 - Max. current: 0.3 A

RCF FLEXCOM BUS

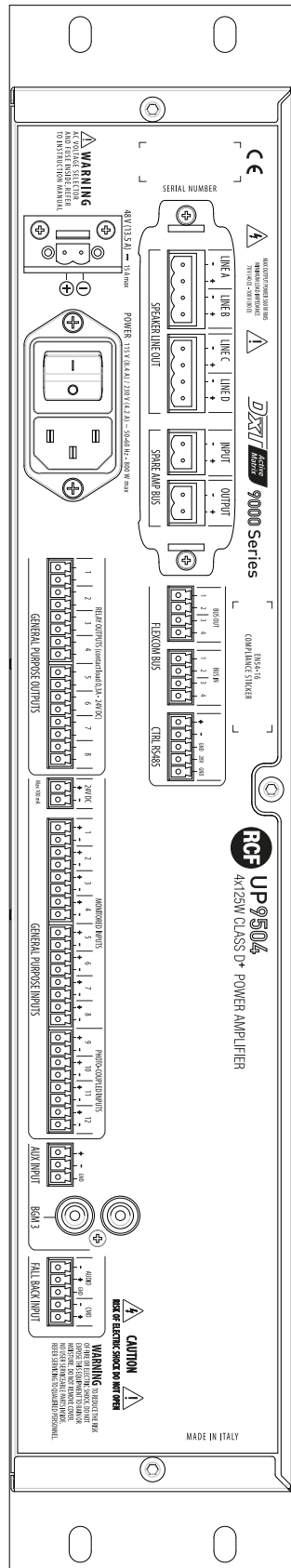
- Channels: 4
- Resolution: 24 bits
- Sampling frequency: 44.1 kHz

24 V DC output

- Max. output current: 100 mA

UP 9504

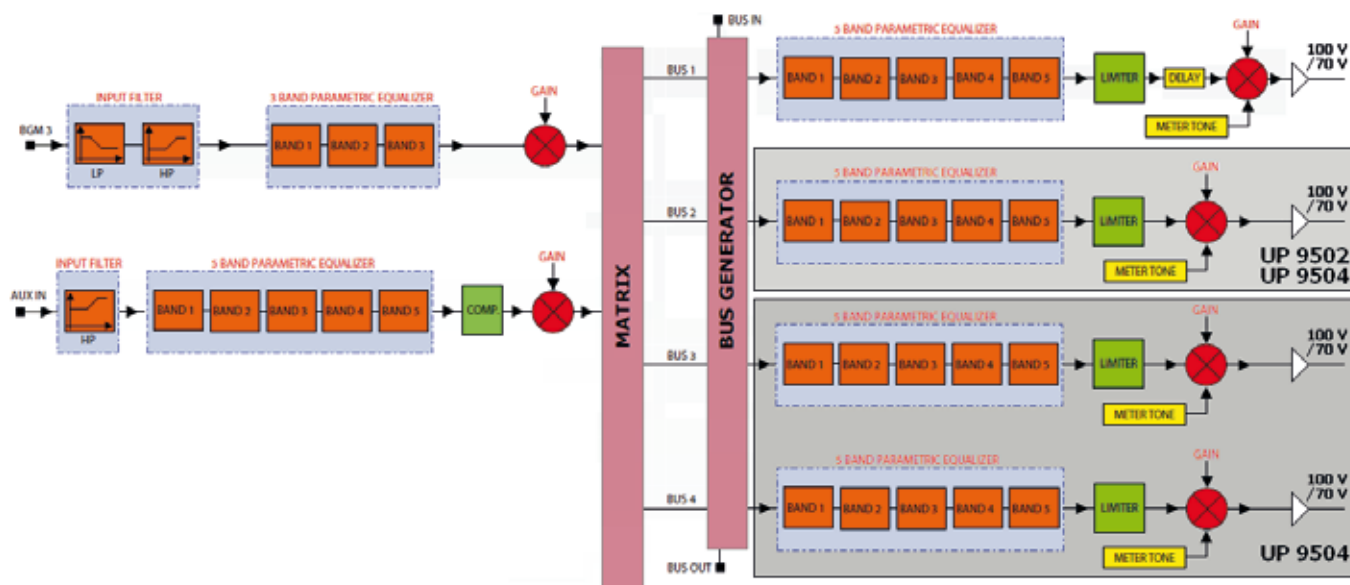
REAR PANEL



UP 9504

SCHEMATICS

BLOCK DIAGRAM



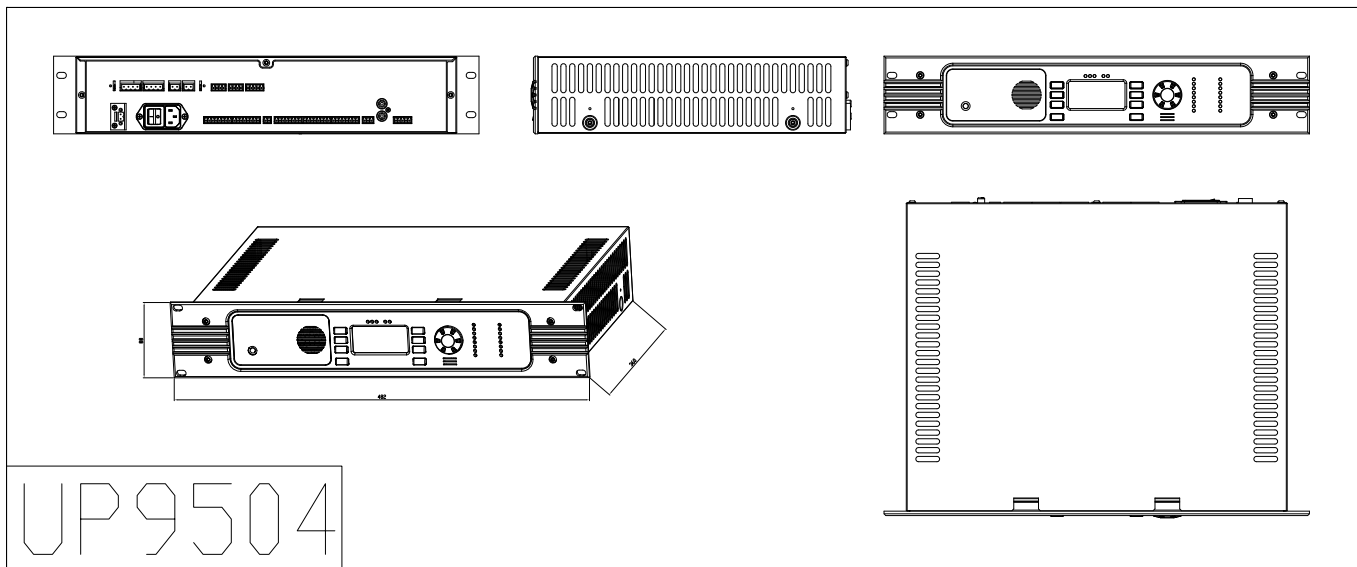
UP 9504

PART NUMBERS

171.70.170

1.01-A

DIMENSIONS (All data are in mm)



CERTIFICATIONS AND APPROVALS

- EN 54-16/2008
- CE: it complies with European Community 2006/95/CE LVD and 2004/108/CE EMC.
- Electromagnetic immunity according to IEC EN 55013+A1+A2, IEC EN 55020+A2+EC, EN 61000-3-2, EN 61000-3-3+A1.
- Electronic apparatus safety requirements according to IEC EN 60065:2002.



www.rcf.it